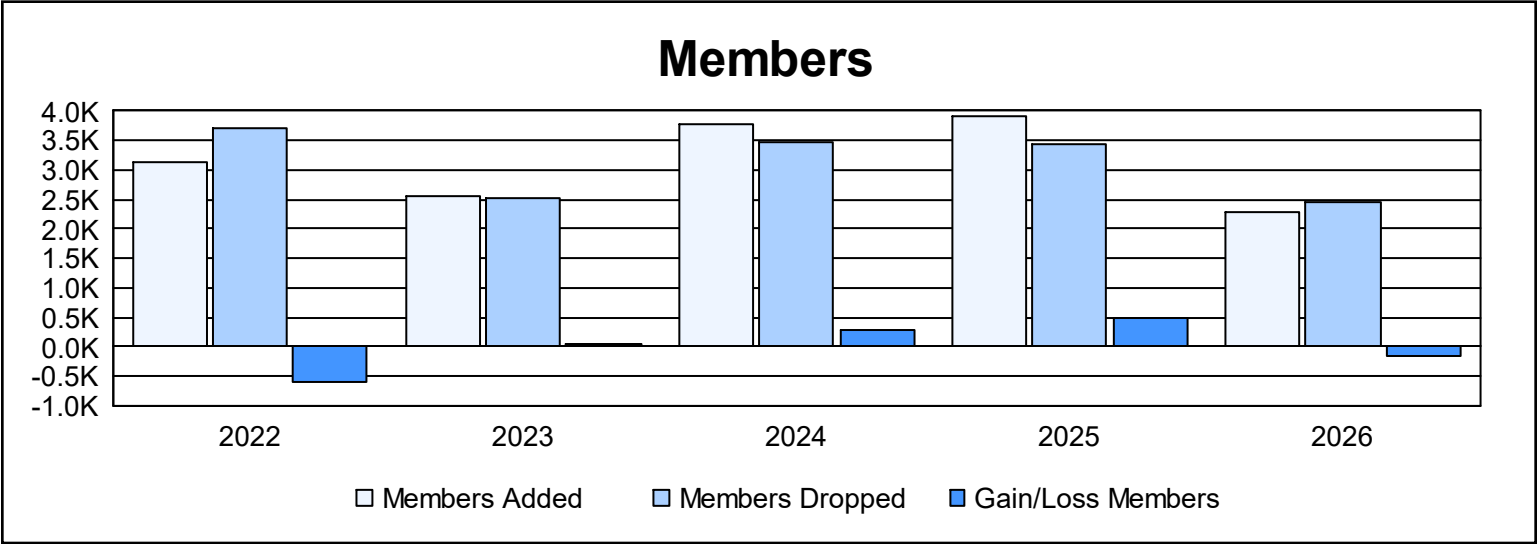
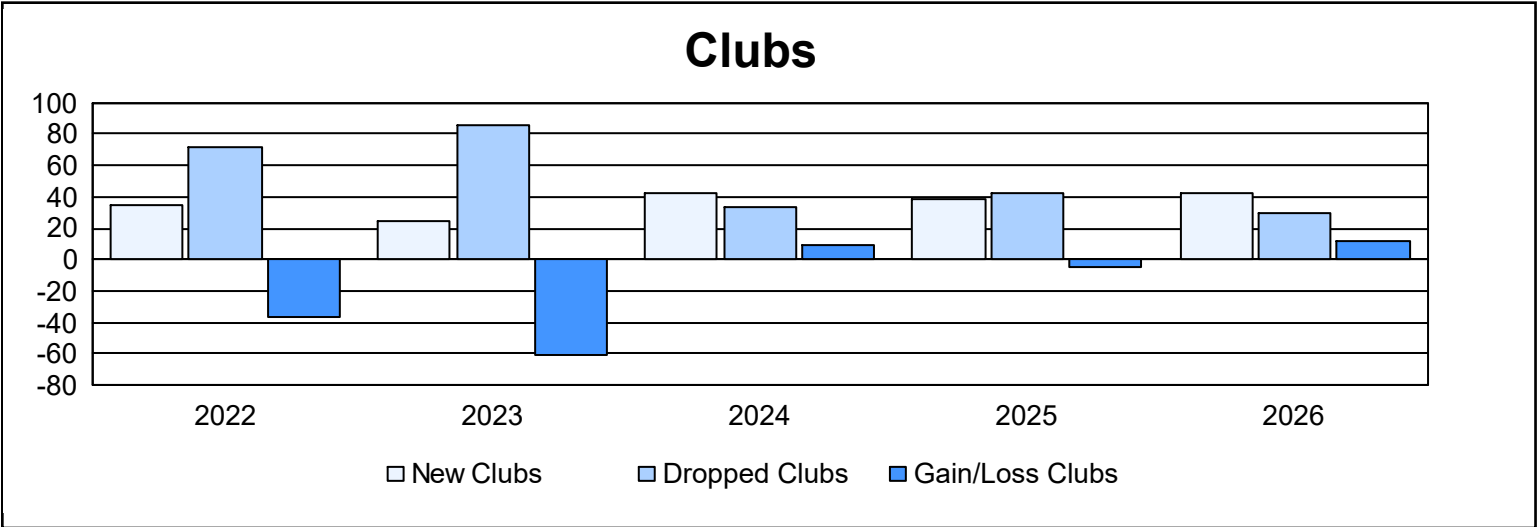
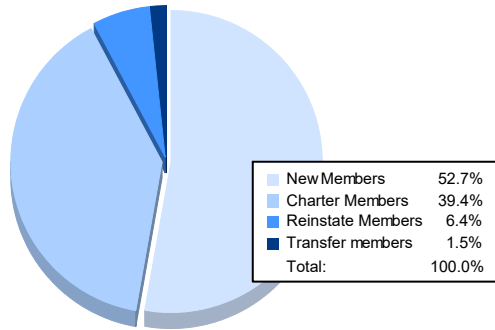


Year	New Clubs	Dropped Clubs	Gain/ Loss Clubs	New Members	Charter Members	Reinstate Members	Transfer Members	Total Member Added	Total Members Dropped	Gain/ Loss Members
2021-2022	35	72	-37	2,054	924	112	54	3,144	3,727	-583
2022-2023	25	86	-61	1,453	834	198	88	2,573	2,519	54
2023-2024	43	34	9	2,442	994	251	84	3,771	3,471	300
2024-2025	38	43	-5	2,509	951	359	99	3,918	3,425	493
2025-2026	42	30	12	1,203	900	145	35	2,283	2,453	-170
Average	37	53	-16	1,932	921	213	72	3,138	3,119	19



Membership Composition

December 2025 Cumulative



Gender Composition

December 2025 Cumulative

